



USN 

--	--	--	--	--	--	--	--	--	--

Fourth Semester B.E Degree Examination, Jan./Feb. 2021  
(AE/AS)

## COMPUTER AIDED AIRCRAFT DRAWING

Time: 3 Hours

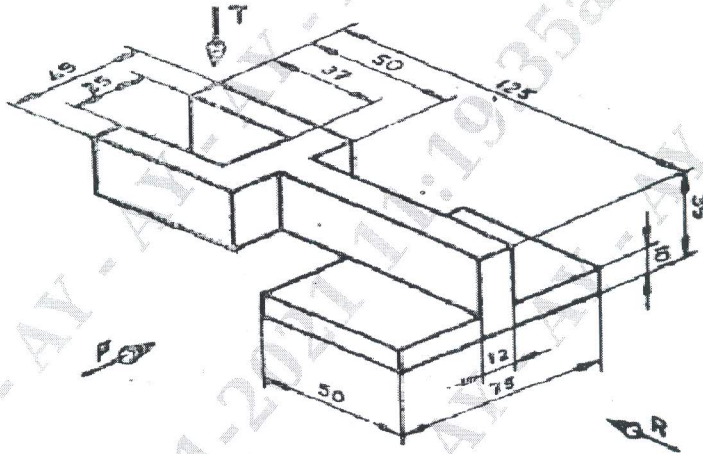
Max. Marks: 100

Note:

1. Answer any one question from each of parts A, B and C
2. Use First angle projection only
3. Missing data if any may suitable may assumed
4. All the calculation should be on answer sheet supplied
5. All the dimensions are in mm
6. Part C assembled view should be in 3D and other 2 views in 2D

### Part-A

1. A pentagonal pyramid of 20mm edge of base and 40mm high stands vertically with its base on HP and an edge of the base perpendicular to VP. A section plane perpendicular to HP and inclined  $30^\circ$  to VP cuts the pyramid such that it passes through the pyramid at a shortest distance of 5mm from its axis and in front of it. Draw its sectional front view and true shape of section. **20 marks**
2. For the object shown below draw the three views. Show all the dimensions.



**20 marks**

### Part-B

3. Draw two views of hexagonal headed bolt with nut for a 20mm dia bolt. Take length of bolt 100mm. **20 marks**
4. Draw sectional FV and TV of the SINGLE riveted chain butt joint with single cover plate and double cover plate, taking  $t=9\text{mm}$ . Indicate dimensions. **20 marks**

### Part-C

5. The details of FUSELAGE ASSEMBLY are shown in fig1. Draw front, top and left views of the assembly. **60 marks**

6. The details of a ENGINE MOUNT ASSEMBLY are shown in fig2. Draw front, top and left views of the assembly. **60 marks**

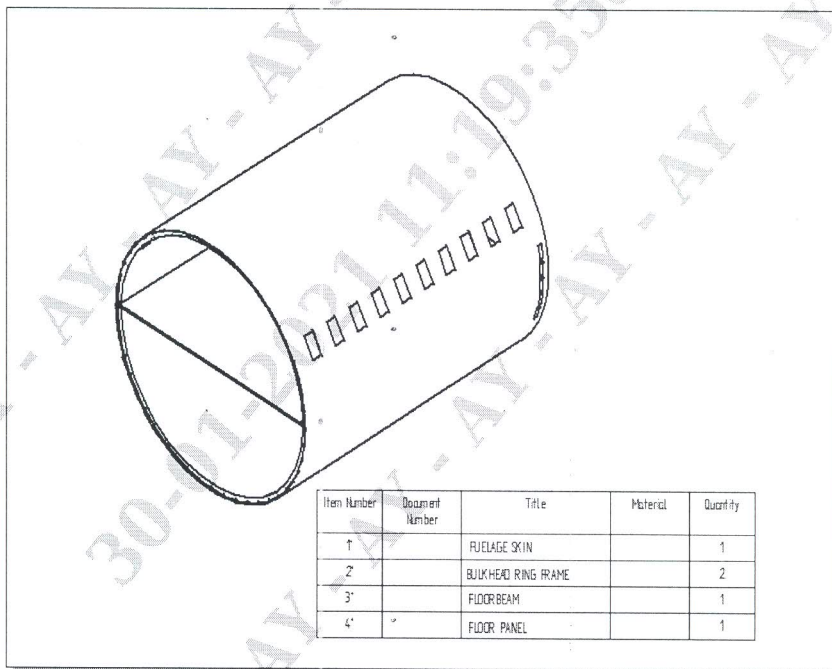
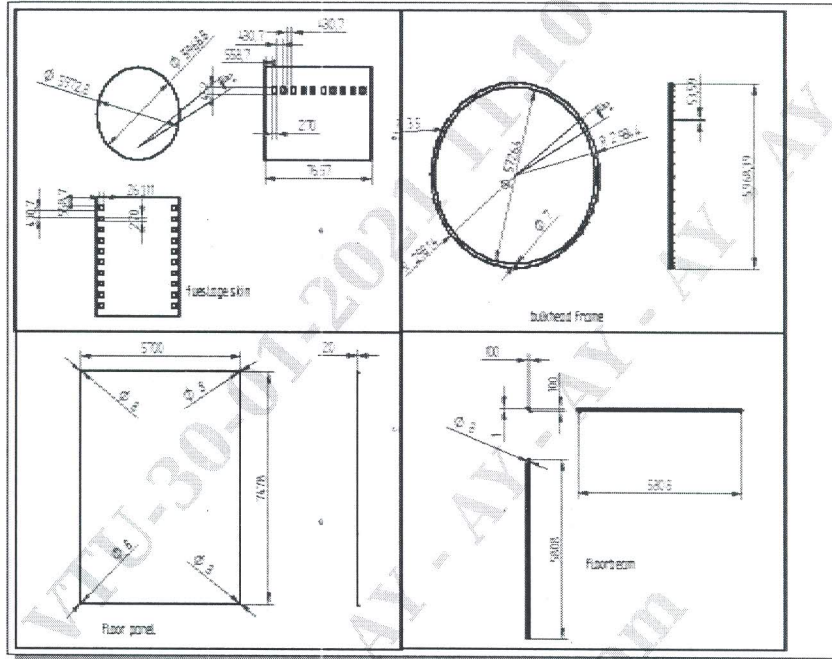


Fig 1

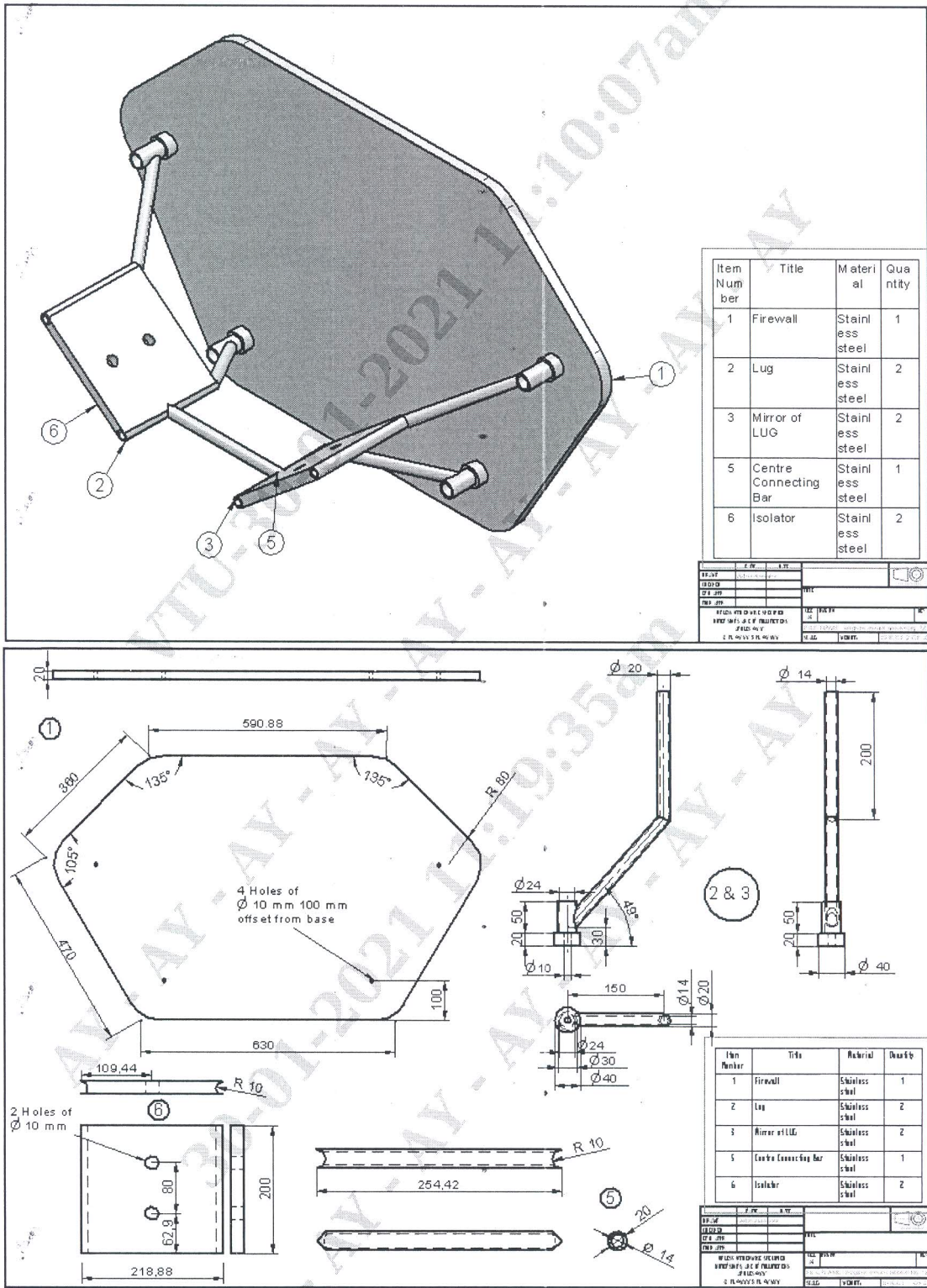


Fig 2.