

# CBCS SCHEME

21EC51

USN

--	--	--	--	--	--	--	--

## Fifth Semester B.E. Degree Examination, Dec.2023/Jan.2024 Digital Communication

Time: 3 hrs.

Max. Marks: 100

*Note: Answer any FIVE full questions, choosing ONE full question from each module.*

### Module-1

- 1 a. Derive the expression for error probability of binary phase shift keying using coherent detection. (08 Marks)
- b. An FSK system transmits binary data at the rate of  $2 \times 10^6$  bit per sec. During the source of transmission, AWGN of zero mean and two sided power spectral density  $10^{-20}$  W/Hz is added to the signal. The amplitude of received wave for digit 1 or 0 is 1 microvolt. Determine the average probability of symbol error assuming non-coherent detection. (06 Marks)
- c. Explain the concept of M-ary PSK. (06 Marks)

OR

- 2 a. With a neat block diagram, explain non-coherent detection of binary FSK technique. (08 Marks)
- b. Binary data is transmitted over AWGN channel using BPSK at a rate of 1Mbps. It is desired to have average probability of error  $p_e \leq 10^{-4}$ . Noise PSD =  $10^{-12}$  W/Hz. Determine the average carrier power required at receiver input if the detector is of coherent type. [Assume  $\text{erfc}(3.5) = 0.00025$ ]. (06 Marks)
- c. Explain the generation and detection of DPSK with neat block diagram. (06 Marks)

### Module-2

- 3 a. Explain the geometric representation of set of in energy signals as combination of N orthonormal basis function. Illustrate the case of  $N = 2$  and  $M = 3$  with necessary diagrams and expressions. (08 Marks)
- b. Explain the correlation receiver using coherent detection. (06 Marks)
- c. Explain the design of band limited signals with controller ISI-partial response signal. (06 Marks)

OR

- 4 a. Using Gram-Schmidt orthogonalization procedure find the set of orthonormal basis function to represent the signals  $s_1(t)$ ,  $s_2(t)$  and  $s_3(t)$  as shown in Fig.Q.4(a). Also express each of these signals in terms of set of basis function.

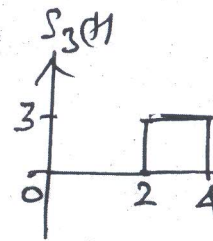
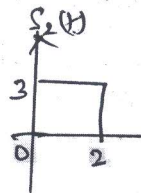
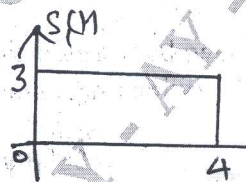


Fig.Q.4(a)

- b. State and prove Nyquist condition for zero ISI. (10 Marks)

Important Note : 1. On completing your answers, compulsorily draw diagonal cross lines on the remaining blank pages.  
2. Any revealing of identification, appeal to evaluator and/or equations written eg, 42+8 = 50, will be treated as malpractice.



**Module-3**

- 5 a. Explain the model of spread spectrum digital communication system. (10 Marks)  
 b. With a neat block diagram, explain the CDMA system band on IS-95. (10 Marks)

OR

- 6 a. Explain the frequency hopped spread spectrum technique with neat transmitter and receiver block diagram. (08 Marks)  
 b. The SNR required at the detector to achieve reliable communication in a DSSS communication system is 13dB. If the interference to signal power at the receiver is 20dB. Determine the processing gain required. (04 Marks)  
 c. Write a note on application of DS spread spectrum systems. (08 Marks)

**Module-4**

- 7 a. Define the following with respect to information theory :  
 i) Self information  
 ii) Entropy  
 iii) Source efficiency  
 iv) Rate of information. (08 Marks)  
 b. Construct binary code for the following source using Shannon's binary encoding procedure.  
 $s = \{s_1, s_2, s_3, s_4, s_5\}$   $p = \{0.4, 0.25, 0.15, 0.12, 0.08\}$ . (08 Marks)  
 c. Explain the types of methods of controlling error. (04 Marks)

OR

- 8 a. Six messages symbols with probability of 0.4, 0.2, 0.2, 0.1, 0.07, 0.03, construct a binary code by using Shannon's Fano encoding procedure. Also determine code efficiency and redundancy. (10 Marks)  
 b. A source produces 5 symbols with probabilities of 0.1, 0.3, 0.4, 0.12 and 0.08.  
 i) Construct a binary Huffman code  
 ii) Determine efficiency and redundancy of the code  
 iii) Draw code-tree. (10 Marks)

**Module-5**

- 9 a. A (7, 4) linear block code having parity matrix  $P = \begin{bmatrix} 1 & 1 & 1 \\ 1 & 1 & 0 \\ 1 & 0 & 1 \\ 0 & 1 & 1 \end{bmatrix}$   
 i) Find all possible code vector  
 ii) Draw the encoding circuit  
 iii) Draw the syndrome circuit. (10 Marks)  
 b. A (3, 1, 2) convolutional code with  $g^{(1)} = (110)$ ,  $g^{(2)} = (101)$  and  $g^{(3)} = (111)$ .  
 i) Draw the encoder block diagram.  
 ii) Find the generator matrix.  
 iii) Find the code word for information sequence (11101) using transform domain approach. (10 Marks)



