


CBCS SCHEME

18ME61



--	--	--	--	--	--	--	--	--	--

Sixth Semester B.E. Degree Examination, June/July 2024 Finite Element Methods

Time: 3 hrs.

Max. Marks: 100

Note: Answer any FIVE full questions, choosing ONE full question from each module.

Module-1

- 1 a. List and explain general steps of Finite Element Methods. (10 Marks)
- b. A bar of length L , cross section area A and modulus of elasticity E , is subjected to distributed load $q = CX$, where C is constant as in Fig Q1(b). Determine the displacement of bar at end using R-R method.

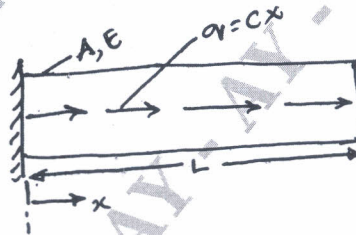


Fig Q1(b)

(10 Marks)

OR

- 2 a. Explain different types of elements in Finite Element Method. (05 Marks)
- b. Explain simplex, complex and multiplex elements. (05 Marks)
- c. Using Galeskin's method find the expression for displacement of cantilever beam as shown in Fig Q2(c)

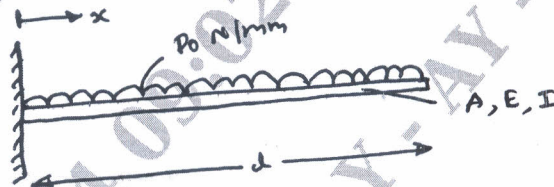


Fig Q2(c)

(10 Marks)

Module-2

- 3 a. Derive shape functions for C.S.T element. (10 Marks)
- b. Derive shape function for TET - 4 elements. (10 Marks)

OR

- 4 Determine the stresses in members of structure given in Fig Q4. Using penalty approach method.

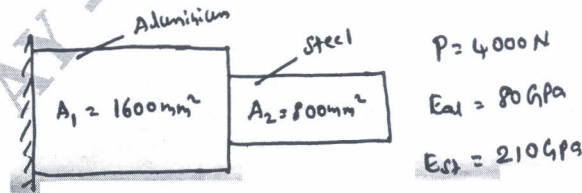


Fig Q4

(20 Marks)

Important Note : 1. On completing your answers, compulsorily draw diagonal cross lines on the remaining blank pages.
2. Any revealing of identification, appeal to evaluator and /or equations written eg, 42+8 = 50, will be treated as malpractice.

Module-3

- 5 a. Derive Hermite shape functions for beam element. (10 Marks)
 b. Fig Q5(b) shows a simply supported beam subjected to U.D.L to obtain max, deflection. Take $E = 200\text{GPa}$, $I = 2 \times 10^6\text{mm}^4$.

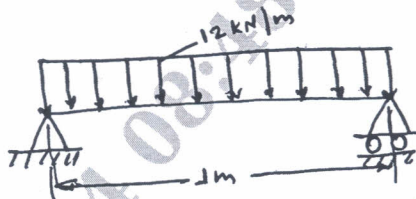


Fig Q5(b)

(10 Marks)

OR

- 6 a. Derive an equation for stiffness matrix for Torsion bar. (10 Marks)
 b. A solid stepped bar of circular C/S as in figure is subjected to torque as shown in Fig Q6(b). Determine angle of twist and shear stresses in bar $E = 2 \times 10^5\text{N/mm}^2$, $G = 7 \times 10^4\text{N/mm}^2$.

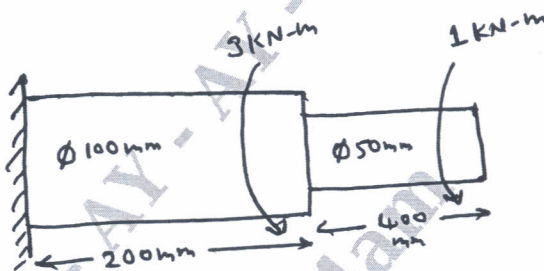


Fig Q6(b)

(10 Marks)

Module-4

- 7 a. Derive an differential equation for 1D heat conduction. (10 Marks)
 b. Find the temperature distribution in 1D fin as shown in Fig Q7(b)

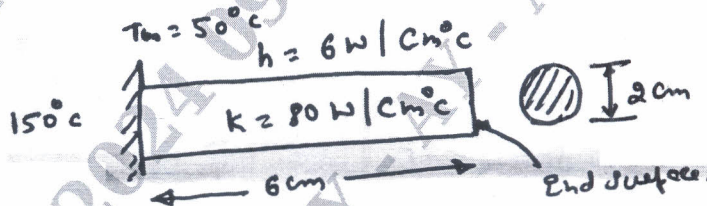


Fig Q7(b)

(10 Marks)

OR

- 8 a. Derive 2D fluid flow for porous medium differential equation. (10 Marks)
 b. For the smooth pipe shown in Fig Q8(b) with uniform C/S of 1m^2 determine the flow velocities at the centre and right end, knowing velocity at left $V_x = 2\text{m/sec}$.

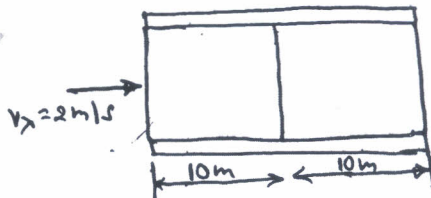


Fig Q8(b)

(10 Marks)

Module-5

- 9 a. Derive strain displacement matrix for axi-symmetric element. (10 Marks)
 b. Evaluate nodes forces used to replace the linearly varying surface traction as in Fig. Q9(b)

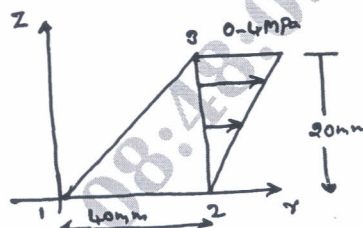


Fig Q9(b)

(10 Marks)

OR

- 10 Evaluate eigen vectors and eigen values for the stepped bar shown in Fig Q10. Take $E = 200\text{GPa}$ and specific weight 7850 kg/m^3 . Draw mode shapes, $A_1 = 400\text{mm}^2$, $A_2 = 200\text{mm}^2$.

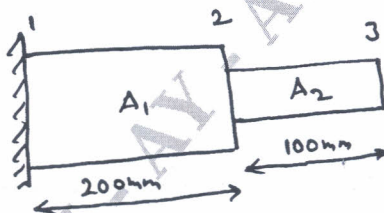


Fig Q10

(20 Marks)
